

o/c

# PARIKSHA FIN-INVEST-LEASE LIMITED

Regd. Office :- 109, Choudhary Complex, 9, Veer Savarkar Block, Shakarpur, Delhi - 110 092.

February 7, 2013

The Listing Department  
DELHI STOCK EXCHANGE LTD.  
DSE House,  
3/1, Asaf Ali Road,  
New Delhi.

Ref.:- File No. 9382

Sub.: Listing Compliances

Dear Sir,


Please find enclosed herewith: -

- (a) Unaudited Financial Results for Quarter/ Nine months ended 31<sup>st</sup> December, 2012 duly approved by the Board of Directors in their meeting held on **7th February, 2013.**
- (b) Limited Review Report obtained by the Company from its Statutory Auditors for the quarter ended **31<sup>st</sup> December, 2012.**


This is in compliance of Clause 41 of the Listing Agreement. You are requested to take on record the aforesaid information.

Thanking you.

Yours faithfully,  
For PARIKSHA FIN-INVEST-LEASE LTD.

  
(PRADISH NAIR)  
COMPANY SECRETARY

Encl.: As above



**REVIEW REPORT**


To  
M/S PARIKSHA FIN-INVEST-LEASE LIMITED  
109, Choudhary Complex, 9, Veer Savarkar Block,  
Shakarpur,  
Delhi-110092

We have reviewed the accompanying statement of unaudited financial results of PARIKSHA FIN-INVEST-LEASE LIMITED for the quarter ended 31<sup>ST</sup> December, 2012. This statement is the responsibility of the Company's Management and has been approved by the Board of Directors/ committee of Board of Directors. Our responsibility is to issue a report on these financial statements based on our review.

We conducted our review in accordance with the Standard on Review Engagement (SRE) 2400, *Engagements to Review Financial Statements* issued by the Institute of Chartered Accountants of India. This standard requires that we plan and perform the review to obtain moderate assurance as to whether the financial statements are free of material misstatement. A review is limited primarily to inquiries of company personnel and analytical procedures applied to financial data and thus provides less assurance than an audit. We have not performed an audit and accordingly, we do not express an audit opinion.

Based on our review conducted as above, nothing has come to our attention that causes us to believe that the accompanying statement of unaudited financial results prepared in accordance with applicable accounting standards and other recognized accounting practices and policies has not disclosed the information required to be disclosed in terms of clause 41 of the Listing Agreement including the manner in which it is to be disclosed, or that it contains any material misstatement.

for **RAJENDAR K. KUMAR & ASSOCIATES**  
Chartered Accountants  
FRNO 010142C

  
**R.K. KUMAR**  
Proprietor  
M. No. 71803



Place : Ghaziabad  
Date : 07<sup>th</sup> February, 2013

**PARIKSHA FIN INVEST LEASE LIMITED**  
**REGD OFF.: 109, Choudhary Complex 9, Veer Savarkar Block, Shakarpur, Delhi-110092**

UNAUDITED FINANCIAL RESULTS FOR QUARTER/NINE MONTH ENDED 31ST DECEMBER, 2012

Sr. No.	Particulars	(Rs. in Lakhs)					
		1	2	3	4	5	6
		QUARTER ENDED			NINE MONTH ENDED		YEAR ENDED
	31.12.2012 (Unaudited)	30.09.2012 (Unaudited)	31.12.2011 (Unaudited)	31.12.2012 (Unaudited)	31.12.2011 (Unaudited)	31.03.2012 (Audited)	
1	<b>Income from Operations</b>						
	(a) Net Sales/Income from Operations	29.11	18.72	13.82	64.16	43.30	62.68
	(b) Other Operating Income	0.00	0.00	0.00	0.00	0.00	0.00
	<b>Total Income from Operations</b>	<b>29.11</b>	<b>18.72</b>	<b>13.82</b>	<b>64.16</b>	<b>43.30</b>	<b>62.68</b>
2	<b>Expenditure</b>						
	a) Cost of Materials consumed						
	b) Purchase of Stock-in-Trade	0.00	0.00	0.00	0.00	0.00	0.00
	c) Change in inventories of Finished goods, Work-in-progress and stock-in-trade	0.10	14.21	1.07	14.79	6.18	11.50
	d) Employee Benefits Expense	14.50	(10.13)	(0.77)	6.08	(5.34)	(6.57)
	e) Depreciation and amortisation expense	1.79	1.85	1.78	5.39	3.20	4.97
	f) Other expenditure	0.05	0.04	0.06	0.15	0.15	0.18
	<b>Total Expenses</b>	<b>1.05</b>	<b>1.25</b>	<b>1.76</b>	<b>3.50</b>	<b>4.47</b>	<b>5.39</b>
3	<b>Profit/(Loss) from Operations before Other Income, Finance Cost &amp; Exceptional Items (1-2)</b>	<b>17.49</b>	<b>7.22</b>	<b>3.88</b>	<b>29.91</b>	<b>8.66</b>	<b>15.48</b>
4	<b>Other Income</b>	11.63	11.51	9.94	34.25	34.64	47.20
5	<b>Profit/(Loss) from Ordinary activities before Finance cost &amp; Exceptional Items (3+4)</b>	0.00	0.00	0.50	0.15	0.50	0.00
6	<b>Finance Cost</b>	11.63	11.51	10.44	34.40	35.14	47.20
7	<b>Profit/(Loss) from Ordinary activities after Finance cost but before Exceptional Items (5-6)</b>	12.75	12.75	12.75	38.25	38.25	51.00
8	<b>Exceptional Items</b>	(1.12)	(1.24)	(2.31)	(3.85)	(3.11)	(3.80)
9	<b>Profit(+)/Loss(-) from Ordinary Activities before Tax(7+8)</b>	0.00	0.00	0.00	0.00	0.00	0.00
10	<b>Tax Expense</b>	(1.12)	(1.24)	(2.31)	(3.85)	(3.11)	(3.80)
11	<b>Net Profit(+)/Loss(-) from Ordinary Activities after tax (9-10)</b>	(0.38)	(0.71)	(0.01)	(1.10)	0.00	(1.27)
12	<b>Extraordinary item (Net of tax expense)</b>	(0.74)	(0.53)	(2.30)	(2.75)	(3.11)	(2.53)
13	<b>Net Profit(+)/Loss(-) for the period (11-12)</b>	0.00	0.00	0.00	0.00	0.00	0.00
14	<b>Paid-up Eq. Share capital (Face Value of Rs. 10/-)</b>	375.05	375.05	375.05	375.05	375.05	375.05
15	<b>Reserve excluding Revaluation Reserve</b>	-	-	-	-	-	20.20
16	<b>EPS (In Rs.) (basic &amp; diluted)</b>						
	- Before Extra-Ordinary Items (Not annualized)	(0.02)	(0.01)	(0.06)	(0.07)	(0.08)	(0.07)
	- After Extra-Ordinary Items (Not annualized)	(0.02)	(0.01)	(0.06)	(0.07)	(0.08)	(0.07)
	<b>Particulars of Shareholdings</b>						
17	<b>Public Shareholding</b>						
	- Number of Shares	1765500	1765500	1765500	1765500	1765500	1765500
	- Percentage of Shareholding	47.07%	47.07%	47.07%	47.07%	47.07%	47.07%
18	<b>Promoters &amp; Promoter Group Shareholding</b>						
	a) Pledged / Encumbered						
	- Number of Shares	NIL	NIL	NIL	NIL	NIL	NIL
	- Percentage of Shares (as a % of the total Shareholding of Promoter & Promoters Group)	NIL	NIL	NIL	NIL	NIL	NIL
	- Percentage of Shares (as a % of the total Share Capital of the Company)	NIL	NIL	NIL	NIL	NIL	NIL
	b) Non -encumbered						
	- Number of Shares	1985000	1985000	1985000	1985000	1985000	1985000
	- Percentage of Shares (as a % of the total Shareholding of the Promoter & Promoters Group)	100%	100%	100%	100%	100%	100%
	- Percentage of Shares (as a % of the total Share Capital of the Company)	52.93%	52.93%	52.93%	52.93%	52.93%	52.93%

Particulars	Quarter ended 31.12.2012
<b>INVESTOR COMPLAINTS</b>	
Pending at the beginning of the Quarter	NIL
Received during the Quarter	NIL
Disposed off during the Quarter	NIL
Remaining unresolved at the end of the Quarter	NIL

Note: (1) The above unaudited financial results were reviewed by the Audit Committee and thereafter have been taken on records by Board of Directors at its meeting held on 07.02.2013  
(2) The Statutory Auditors of the Company have carried out limited review of the above financial results for the quarter ended 31.12.2012.  
(3) Previous period figures have been re-grouped/re-classified to make them comparable with the current period figures.  
(4) The Company operates in only one segment.

Place: Delhi  
Date: 07/02/2013



BY THE ORDER OF THE BOARD

Sd/-  
(H.N. TYAGI)  
DIRECTOR

