

Introductory sub-table (1)(a)

Name of the Company: PARIKSHA FIN-INVEST-LEASE LIMITED

Scrip Code, Name of the scrip, class of security: Equity Shares

Quarter ended: 30/09/2015

Partly paid-up shares:- No. of partly paid-up shares As a % of total no. of partly paid-up shares As a % of total no. of shares of the company

Held by promoter/promoter group		0	
Held by public		0	
Total - D	0	0	0

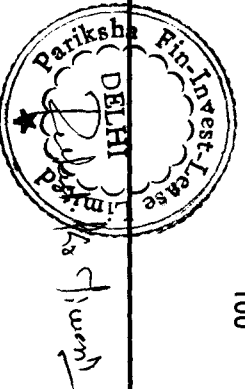
Outstanding convertible securities:- No. of outstanding securities As a % of total no. of outstanding convertible securities As a % of total no. of shares of the company, assuming full conversion of the convertible securities

Held by promoter/promoter group		0	
Held by public		0	
Total - E	0	0	0

Warrants:- No. of warrants As a % of total no. of warrants As a % of total no. of shares of the company, assuming full conversion of warrants

Held by promoter/promoter group		0	
Held by public		0	
Total - F	0	0	0

Total paid-up capital of the company, assuming full conversion of warrants and convertible securities 3750500 100



Statement Showing Shareholding Pattern

Category code	Category of Shareholder	Number of Shares	Table (I)(a)			Total shareholding as a percentage of number of shares		Shares Pledged or otherwise encumbered	
			Total number of shares	Number of shares held in dematerialized form	As a percentage of (A+B) ¹	As a percentage of (A+B+C)	Number of shares	As a percentage (IX) = (VIII)/(V)*100	
(I)	(II)	(III)	(IV)	(V)	(VI)	(VII)	(VIII)	(IX)	
(A)	Group²								
1	Indian								
(a)	Individuals/ Hindu Undivided Family	4	1886100	1886100	50.29	50.29	0	0.00	
(b)	Central Government/ State Government(s)				0.00	0.00		0.00	
(c)	Bodies Corporate	1	460000	460000	12.27	12.27	0	0.00	
(d)	Financial Institutions/ Banks				0.00	0.00		0.00	
(e)	Any Others(Specify)				0.00	0.00		0.00	
(e-1)					0.00	0.00		0.00	
(e-1)					0.00	0.00		0.00	
	Sub Total(A)(1)	5	2346100	2346100	62.55	62.55	0	0.00	
2	Foreign								
	Individuals (Non-Residents Individuals/ Foreign Individuals)				0.00	0.00		0.00	
a					0.00	0.00		0.00	
b	Bodies Corporate				0.00	0.00		0.00	
c	Institutions				0.00	0.00		0.00	
d	Any Others(Specify)				0.00	0.00		0.00	
d-1					0.00	0.00		0.00	
d-1					0.00	0.00		0.00	
	Sub Total(A)(2)	0	0	0	0.00	0.00	0	0.00	
	Total Shareholding of Promoter and Promoter Group (A)=(A)(1)+(A)(2)	5	2346100	2346100	62.55	62.55	0	0.00	




(B) Public shareholding										
1	Institutions									
(a)	Mutual Funds/ UTI					0.00		0.00		
(b)	Financial Institutions/ Banks					0.00		0.00		
(c)	Central Government/ State Government(s)					0.00		0.00		
(d)	Venture Capital Funds					0.00		0.00		
(e)	Insurance Companies					0.00		0.00		
(f)	Foreign Institutional Investors					0.00		0.00		
(g)	Foreign Venture Capital Investors					0.00		0.00		
(h)	Any Other (specify)					0.00		0.00		
(h-i)						0.00		0.00		
(h-ii)										
	Sub-Total (B)(1)	0	0	0	0	0.00	0.00	0.00	0	0
B 2	Non-institutions									
(a)	Bodies Corporate	5	195900	0		5.22		5.22	0	
(b)	Individuals					0.00		0.00		
	Individuals - i: Individual shareholders holding nominal share capital up to Rs 1 lakh	1394	948900	1000		25.30		25.30	0	
	Individuals - ii: Individual shareholders holding nominal share capital in excess of Rs 1 lakh	12	259600	0		6.92		6.92	0	
(c)	N.R.I.(REPT & NON-REPT)					0.00		0.00		
(c-i)	Clearing House/Public Trust					0.00		0.00		
(c-ii)	Corporate Bodies - OCB					0.00		0.00		
(c-iii)	Intermediary/Other Depository A/c					0.00		0.00		
(c-iv)	Hindu Undivided Family					0.00		0.00		
(c-v)	Clearing Members					0.00		0.00		
(c-vi)	Qualified Foreign Investor -Individual									
(c-vii)	Qualified Foreign Investor-Corporate									
	Sub-Total (B)(2)	1411	1404400	1000		37.45		37.45		
	Total Public Shareholding (B)= (B)(1)+(B)(2)	1411	1404400	1000		37.45		37.45		
	TOTAL (A)+(B)	1416	3750500	2347100		100.00		100.00		
(C) Shares held by Custodians and against which Depository Receipts have been issued										
1	Promoter and Promoter Group					0.00		0.00		0.00
2	Public					0.00		0.00		
	Sub-Total (C)	0	0	0		0.00		0.00	0	0
	GRAND TOTAL (A)+(B)+(C)	1416	3750500	2347100		100.00		100.00	0	0.00



(1)(b) Statement showing holding of securities (including shares, warrants, convertible securities) of persons belonging to the category "Promoter and Promoter Group"


Sr. No.	Name of the shareholder	Details of Shares held		Encumbered shares (*)			Details of warrants			Details of convertible securities		Total shares (including underlying shares assuming full conversion of warrants and convertible securities) as a % of diluted share capital
		Number of shares held	As a % of grand total (A)+(B)+(C)	No.	As a percentage (VI)=(V/III)*100	As a % of grand total (A)+(B)+(C) of sub-clause (I)(a)	Number of warrants held	As a % total number of warrants of the same class	Number of convertible securities held	As a % total number of convertible securities of the same class		
(i)	(ii)	(iii)	(iv)	(v)	(vi)=(v/iii)*100	(vii)	(viii)	(ix)	(x)	(xi)	(xii)	
1	RANJAN ADLAKHA	807000	21.52		0.00	0.00		0	0	0	21.52	
2	NEW CASTLE FINANCE AND LEASING PVT LTD	460000	12.27		0.00	0.00		0	0	0	12.27	
3	RAJ KUMAR ADLAKHA	916100	24.43		0.00	0.00		0	0	0	24.43	
4	AMITA ADLAKHA	150000	4.00		0.00	0.00		0	0	0	4.00	
5	BALRAM ADLAKHA	13000	0.35		0.00	0.00		0	0	0	0.35	
6												
7												
8												
9												
10												
11												
	TOTAL	2346100	62.55	0	0.00	0.00	0	0	0	0	62.55	

(*) The term "encumbrance" has the same meaning as assigned to it in regulation 28(3) of the SAST Regulations, 2011




(D)(c)(i) Statement showing holding of securities (including shares, warrants, convertible securities) of persons belonging to the category "Public" and holding more than 1% of the total number of shares

Sr. No.	Name of the shareholder	Number of shares held	Shares as a percentage of total number of shares {i.e., Grand Total (A)+(B)+(C) indicated in Statement at para (D)(a) above}	Details of warrants		Details of convertible securities		Total shares (including underlying shares assuming full conversion of warrants and convertible securities) as a % of diluted share capital
				Number of warrants held	As a % total number of warrants of the same class	Number of convertible securities held	% w.r.t total number of convertible securities of the same class	
1	K.R. CAPITAL PVT. LTD	40000	1.07		0			1.07
2	NAVYUG FINSEC PVT LTD.	48000	1.28		0			1.28
3	AJANTA FIN-INVEST-LEASE PVT. LTD.	40000	1.07		0			1.07
4								
5								
6								
7								
8								
9								
10								
TOTAL		128000	3.41	0	0	0	0	3.41



(1)(c)(ii) Statement showing holding of securities (including shares, warrants, convertible securities) of persons (together with PAC) belonging to the category "Public" and holding more than 5% of the total number of shares of the company

Sr. No.	Name(s) of the shareholder(s) and the Persons Acting in Concert (PAC) with them	Number of shares	Shares as a percentage of total number of shares i.e., Grand Total (A)+(B)+(C) indicated in Statement at para (1)(a) above}	Details of warrants		Details of convertible securities		Total shares (including underlying shares assuming full conversion of warrants and convertible securities) as a % of diluted share capital
				Number of warrants	As a % total number of warrants of the same class	Number of convertible securities held	% w.r.t total number of convertible securities of the same class	
1			0.00					
2			0.00					
3			0.00					
4			0.00					
5			0.00					
6			0.00					
7			0.00					
8			0.00					
9			0.00					
10			0.00					
TOTAL		0	0.00	0	0	0	0	0



[Handwritten Signature]

(I)(d) Statement showing details of locked-in shares

Sr. No.	Name of the shareholder	Number of locked-in shares	Locked-in shares as a percentage of total number of shares {i.e., Grand Total (A)+(B)+(C) indicated in Statement at para (I)(a) above}	PROMOTER / PROMOTER GROUP/ PUBLIC
1			0.00	
2			0.00	
3			0.00	
4			0.00	
5			0.00	
6			0.00	
7			0.00	
8			0.00	
9			0.00	
TOTAL		0	0.00	




(1D)(a) Statement showing details of Depository Receipts (DRs)

Sr. No.	Type of outstanding DR (ADRs, GDRs, SDRs, etc.)	Number of outstanding DRs	Number of shares underlying outstanding DRs	Shares underlying outstanding DRs as a percentage of total number of shares {i.e., Grand Total (A)+(B)+(C) indicated in Statement at para (1)(a) above}
1				0.00
2				0.00
3				0.00
4				0.00
5				0.00
6				0.00
7				0.00
8				0.00
9				
TOTAL		0	0	0.00



(II)(b) Statement showing holding of Depository Receipts (DRs), where underlying shares held by "promoter/promoter group" are in excess of 1% of the total number of shares

Sr. No.	Name of the DR Holder	Type of outstanding DR (ADRs, GDRs, SDRs, etc.)	Number of shares underlying outstanding DRs	Shares underlying outstanding DRs as a percentage of total number of shares {i.e., Grand Total (A)+(B)+(C) indicated in Statement at para (I)(a) above}
1				0.00
2				0.00
3				0.00
4				0.00
5				0.00
6				0.00
7				0.00
8				0.00
9				0.00
TOTAL			0	0.00



Pr. J. Verma