

Format of holding of specified securities

1. Name of Listed Entity: PARIKSHA FIN-INVEST LEASE LIMITED
2. Scrip Code/Name of Scrip/Class of Security 539481
3. Share Holding Pattern Filed under: ~~Reg. 31(1)(a)~~/Reg. 31(1)(b)/~~Reg. 31(1)(c)~~
- a. If under 31(1)(b) then indicate the report for Quarter ending 31/12/2021
- b. If under 31(1)(c) then indicate date of allotment/extinguishment
4. **Declaration:** The Listed entity is required to submit the following declaration to the extent of submission of information:-

Particulars	Yes*	No*
1. Whether the Listed Entity has issued any partly paid up shares?		No
2. Whether the Listed Entity has issued any Convertible Securities or Warrants?		No
3. Whether the Listed Entity has any shares against which depository receipts are issued?		No
4. Whether the Listed Entity has any shares in locked-in?		No
5. Whether any shares held by promoters are pledge or otherwise encumbered?		No

** If the Listed Entity selects the option 'No' for the questions above, the columns for the partly paid up shares, Outstanding Convertible Securities/Warrants, depository receipts, locked-in shares, No of shares pledged or otherwise encumbered by promoters, as applicable, shall not be displayed at the time of dissemination on the Stock Exchange website. Also wherever there is 'No' declared by Listed Entity in above table the values will be considered as 'Zero' by default on submission of the format of holding of specified securities.*

5. The tabular format for disclosure of holding of specified securities is as follows:-



Table I - Summary Statement holding of specified securities

Category	Category of shareholder	Nos. of shareholders	No. of fully paid up equity shares held	No. of Partly paid up equity shares held	No. of shares underlying Depository Receipts	Total nos. shares held	Shareholding as a % of total no. of shares (calculated as per SCRR, 1957) As a % of (A+B+C2)	Number of Voting Rights held in each class of securities			No. of Shares Outstanding convertible securities (including Warrants)	Shareholding, as a % assuming full conversion of convertible securities (as a percentage of diluted share capital) As a % of (A+B+C2)	Number of Locked in shares		Number of Shares pledged or otherwise		Number of equity shares held in dematerialized form	
								No of Voting Rights					Total as a % of (A+B+C)	No. (a)	As a % of total Shares held (b)	No. (a)		As a % of total Shares held (b)
								Class: Equity	Class: Preference	Total								
(i)	(ii)	(iii)	(iv)	(v)	(vi)	(vii)=(iv)+(v)+(vi)	(viii)	(ix)			(x)	(xi)=(vii)+(x)	(xii)	(xiii)	(xiv)			
(A)	Promoter & Promoter Group	5	2533600	0		2533600	67.55	2533600		2533600.00	67.55	0	67.55	0	0	0	2533600	
(B)	Public	205	1216900	0		1216900	32.45	1216900		1216900.00	32.45	0	32.45	0	0	0	71200	
(C)	Non Promoter- Non Public					0												
(C1)	Shares underlying DRs	0			0	0		0		0	0.00		0		0	0	0	
(C2)	Shares held by Employee Trusts	0	00	0		0	0.00	00		0	0.00	0	0.00	0	0	0	0	
	Total	210	3750500	0	0	3750500	100.00	3750500	0.00	3750500.00	100.00	0	100.00	0	0.00	0	0.00	2604800




Table II - Statement showing shareholding pattern of the Promoter and Promoter Group

	Category & Name of the Shareholders	Entity type i.e. promoter OR promoter group entity (except promoter)	PAN	No. of shareholder	No. of fully paid up equity shares held	Partly paid-up equity shares held	Nos. of shares under Depository Receipts	Total nos. shares held	Shareholding % calculated as per SCRR, 1957 As a % of (A+B+C2)	Number of Voting Rights held in each class of securities			No. of Shares Underlying Outstanding convertible securities (including Warrants)	Shareholding, as a % assuming full conversion of convertible securities (as a percentage of diluted share capital) as a % of A+B+C2	Number of Locked in shares		Number of Shares pledged or otherwise encumbered		Number of equity shares held in dematerialized form	
										No of Voting Rights		Total as a % of Total Voting rights			No. (a)	As a % of total Shares held (b)	No. (a)	As a % of total share held (b)		
										Class X	Class Y									Total
	(I)		(II)	(III)	(IV)	(V)	(VI)	(VII)=(IV)+(V)+(VI)	(VIII)	(IX)			(X)	(XI)=(VII)+(X)	(XII)		(XIII)		(XIV)	
1	Indian																			
(a)	Individual/Hindu Undivided Family			4	2073600	0	0	2073600	55.29	2073600	0	2073600	55.29	0	55.29	0	0.00	0	0.00	2073600
	RAJ KUMAR ADLAKHA	Promotor	AJZPK7896C		916100	0		916100	24.43	916100		916100	24.43	0	24.43	0	0.00	0	0.00	916100
	RANJAN ADLAKHA	Promotor Group	AAEPA8800E		807000	0		807000	21.52	807000		807000	21.52	0	21.52	0	0.00	0	0.00	807000
	AMITA ADLAKHA	Promotor Group	AFHPA6189A		337500	0		337500	9.00	337500		337500	9.00	0	9.00	0	0.00	0	0.00	337500
	BALRAM ADLAKHA	Promotor Group	AWTPA3967F		13000	0		13000	0.35	13000		13000	0.35	0	0.35	0	0.00	0	0.00	13000
(b)	Central Government/State Government(s)			0	0	0	0	0	0.00	0	0	0	0.00	0	0.00	0	0.00	0	0.00	0
(c)	Financial Institutions/Banks			0	0	0	0	0	0.00	0	0	0	0.00	0	0.00	0	0.00	0	0.00	0
(d)	Any Other (Specity)			1	460000	0	0	460000	12.27	460000	0	460000	12.27	0	12.27	0	0.00	0	0.00	460000
	NEW CASTLE FINANCE AND LEASING PVT LTD	Promotor Group	AAACN0386K		460000	0		460000	12.27	460000		460000	12.27	0	12.27	0	0.00	0	0.00	460000
	Sub Total (A)(1)			5	2533600	0	0	2533600	67.55	2533600	0	2533600	67.55	0	67.55	0	0.00	0	0.00	2533600
2	Foreign							0	0.00			0	0.00	0.00		0.00		0.00		
(a)	Individual/Non Resident Individual/Foreign Individual			0	0	0	0	0	0.00	0	0	0	0.00	0	0.00	0	0.00	0	0.00	0
(b)	Government			0	0	0	0	0	0.00	0	0	0	0.00	0	0.00	0	0.00	0	0.00	0
(c)	Institutions			0	0	0	0	0	0.00	0	0	0	0.00	0	0.00	0	0.00	0	0.00	0
(d)	Foreign Portfolio Investor			0	0	0	0	0	0.00	0	0	0	0.00	0	0.00	0	0.00	0	0.00	0
(e)	Any Other (Specity)			0	0	0	0	0	0.00	0	0	0	0.00	0	0.00	0	0.00	0	0.00	0
	Sub Total (A)(2)			0	0	0	0	0	0.00	0	0	0	0.00	0	0.00	0	0.00	0	0.00	0
	Total Shareholding of Promoter and Promoter Group (A)= (A)(1)+(A)(2)			5	2533600	0	0	2533600	67.55	2533600	0	2533600	67.55	0	67.55	0	0.00	0	0.00	2533600




Table III - Statement showing shareholding pattern of the Public shareholder

	Category & Name of the Shareholders	PAN	Nos. of shareholder	No. of fully paid up equity shares held	Partly paid-up equity shares held	Nos. of shares underlying Depository Receipts	Total nos. shares held	Shareholding % calculated as per SCRR, 1957 As a % of (A+B+C2)	Number of Voting Rights held in each class of securities			No. of Shares Outstanding	Total shareholding, as a % assuming full conversion of convertible securities (as a percentage of diluted share capital)	Number of Locked in shares		Number of Shares pledged or otherwise		Number of equity shares held in dematerialized form
									No of Voting Rights	Total as a % of Total Voting rights	Total			No. (a)	As a % of total Shares held (b)	No. (Not applicable) (a)	As a % of total shares held (Not applicable) (b)	
	(I)	(II)	(III)	(IV)	(V)	(VI)	(VII)=(IV)+(V)+(VI)	(VIII)	(IX)			(X)	(XI)=(VII)+(X)	(XII)		(XIII)	(XIV)	
1	Institutions																	
(a)	Mutual Fund		0	0	0		0	0.0000	0	0	0.0000	0	0.0000	0	0.0000	0	0.0000	0
(b)	Venture Capital Funds		0	0	0		0	0.0000	0	0	0.0000	0	0.0000	0	0.0000	0	0.0000	0
(c)	Alternate Investment Funds		0	0	0		0	0.0000	0	0	0.0000	0	0.0000	0	0.0000	0	0.0000	0
(d)	Foreign Venture Capital Investor		0	0	0		0	0.0000	0	0	0.0000	0	0.0000	0	0.0000	0	0.0000	0
(e)	Foreign Portfolio Investors		0	0	0		0	0.0000	0	0	0.0000	0	0.0000	0	0.0000	0	0.0000	0
(f)	Financial Institutions/Banks		0	0	0		0	0.0000	0	0	0.0000	0	0.0000	0	0.0000	0	0.0000	0
(g)	Insurance Companies		0	0	0		0	0.0000	0	0	0.0000	0	0.0000	0	0.0000	0	0.0000	0
(h)	Provident Fund/Pensions Funds		0	0	0		0	0.0000	0	0	0.0000	0	0.0000	0	0.0000	0	0.0000	0
(i)	Any Other Specify		0	0	0		0	0.0000	0	0	0.0000	0	0.0000	0	0.0000	0	0.0000	0
	Sub Total (B)(1)		0	0	0	0	0	0.0000	0	0	0.0000	0	0.0000	0	0.0000	0	0.0000	0
2	Central Government/State Government/President of India		0	0	0		0	0.0000	0	0	0.0000	0	0.0000	0	0.0000	0	0.0000	0
	Sub Total (B)(2)		0	0	0	0	0	0.0000	0	0	0.0000	0	0.0000	0	0.0000	0	0.0000	0
3	Non-Institutions																	
(a)	1. individual Shareholders holding Nominal Share Capital Up to 2 Lacs		191	403235	0		403235	10.7515	403235	403235	10.7515	0	10.7515	0	0.0000	0	0.0000	1035
	2. individual Shareholders holding Nominal Share Capital Above 2 Lacs		12	763700	0		763700	20.3626	763700	763700	20.3626	0	20.3626	0	0.0000	0	0.0000	20200
	VIMLA DEVI	AHDPD9222F		185000	0		185000	4.9327	185000	185000	4.9327	0	4.9327	0	0.0000	0	0.0000	0
	SANJAY KUMAR MISHRA	ALSPM5495J		180000	0		180000	4.7994	180000	180000	4.7994	0	4.7994	0	0.0000	0	0.0000	0
	ANUPAM KAPIL	CJJPK6792B		80000	0		80000	2.1330	80000	80000	2.1330	0	2.1330	0	0.0000	0	0.0000	0
	SARIKA JAIN	ADAPJ8107C		48000	0		48000	1.2798	48000	48000	1.2798	0	1.2798	0	0.0000	0	0.0000	0
	LOKENDRA SINGH	AMRPS3511M		40000	0		40000	1.0665	40000	40000	1.0665	0	1.0665	0	0.0000	0	0.0000	0
	ANIL KUMAR	AXXP3336P		39500	0		39500	1.0532	39500	39500	1.0532	0	1.0532	0	0.0000	0	0.0000	0
	PIYUSH	DJTTP6156B		38500	0		38500	1.0265	38500	38500	1.0265	0	1.0265	0	0.0000	0	0.0000	0
	SARFARAJ	BXOPS1542M		38500	0		38500	1.0265	38500	38500	1.0265	0	1.0265	0	0.0000	0	0.0000	0
(b)	NBFCs Registered with RBI		0	0	0		0	0.0000	0	0	0.0000	0	0.0000	0	0.0000	0	0.0000	0
(c)	Employee Trusts		0	0	0		0	0.0000	0	0	0.0000	0	0.0000	0	0.0000	0	0.0000	0
(e)	Any other (Specify)		0	0	0		0	0.0000	0	0	0.0000	0	0.0000	0	0.0000	0	0.0000	0
(e1)	Bodies Corporate		0	0	0		0	0.0000	0	0	0.0000	0	0.0000	0	0.0000	0	0.0000	0
(e2)	Non Resident Indians		0	0	0		0	0.0000	0	0	0.0000	0	0.0000	0	0.0000	0	0.0000	0
(e3)	Resident Indian Huf		2	49965	0		49965	1.3322	49965	49965	1.3322	0	1.3322	0	0.0000	0	0.0000	49965
	RAJESH GARG	AAQHR8188E		39965	0		39965	1.0656	39965	39965	1.0656	0	1.0656	0	0.0000	0	0.0000	39965
(e4)	Trusts		0	0	0		0	0.0000	0	0	0.0000	0	0.0000	0	0.0000	0	0.0000	0
(e5)	Clearing Members/House		0	0	0		0	0.0000	0	0	0.0000	0	0.0000	0	0.0000	0	0.0000	0
(e6)	Foreign Companies		0	0	0		0	0.0000	0	0	0.0000	0	0.0000	0	0.0000	0	0.0000	0
(e7)	IEPF		0	0	0		0	0.0000	0	0	0.0000	0	0.0000	0	0.0000	0	0.0000	0
(e8)	Escrow Account		0	0	0		0	0.0000	0	0	0.0000	0	0.0000	0	0.0000	0	0.0000	0
(e9)	Firms		0	0	0		0	0.0000	0	0	0.0000	0	0.0000	0	0.0000	0	0.0000	0
(e10)	Others		0	0	0		0	0.0000	0	0	0.0000	0	0.0000	0	0.0000	0	0.0000	0
	Sub Total (B)(3)		205	1216900	0	0	1216900	32.4463	1216900	1216900	32.4463	0	32.4463	0	0.0000	0	0.0000	71200
	Total Public Shareholding (B)- (B)(1)+(B)(2) + B (3)		205	1216900	0	0	1216900	32.4463	1216900	1216900	32.4463	0	32.4463	0	0.0000	0	0.0000	71200




Table IV - Statement showing shareholding pattern of the Non Promoter- Non Public shareholder

Category & Name of the Shareholders	PAN	No. of shareholder	No. of fully paid up equity shares held	Partly paid up equity shares held	Nos. of shares underlying Depository Receipts	Total no. shares held	Shareholding % calculated as per SCRR, 1957 As a % of (A+B+C2)	Number of Voting Rights held in each class of securities			No. of Shares Underlying Outstanding convertible securities (including Warrants)	Total shareholding, as a % assuming full conversion of convertible securities (as a percentage of diluted share capital)	Number of Locked in shares		Number of Shares pledged or otherwise encumbered		Number of equity shares held in dematerialized form (Not Applicable)	
								No of Voting Rights					Total as a % of Total Voting rights	No.	As a % of total Shares held	No. (Not applicable)		As a % of total shares held (Not applicable)
								Class X	Class Y	Total								
(i)	(ii)	(iii)	(iv)	(v)	(vi)	(vii)=(iv)+(v)+(vi)	(viii)	(ix)			(x)	(xi)= (vii)+(x)	(xii)		(xiii)	(xiv)		
C1 Custodian/DR Holder		0	0	0	0	0	0	0	0	0	0.00	0	0	0.00	0	0.00	0	
C2 Employees Benefit Trust (Under SEBI (Share Based Employee Benefit Regulation 2014)		0	0	0	0	0	0	0	0	0	0.00	0	0	0.00	0	0.00	0	
Total Non Promoter Non Public Shareholding (C)= (C)(1)+(C)(2)		0	0	0	0	0	0	0	0	0	0.00	0	0	0.00	0	0.00	0	

